



# Analysis of Food Items and Diet Preference in the Stomach of *Synodontis obesus* (Boulenger, 1898: Siluriformes, Mochokidae) in the Lower Cross River, Nigeria

John Etitigwun Ukpatu <sup>a\*</sup> and Idopiseabasi Ekpe Asuquo <sup>b</sup>

<sup>a</sup> Department of Fisheries and Aquaculture, Faculty of Agriculture, Akwa Ibom State University, Obio Akpa Campus, Nigeria.

<sup>b</sup> Department of Fisheries and Aquaculture, Akwa Ibom State University, Nigeria.

## Authors' contributions

This work was carried out in collaboration between both authors. Both authors read and approved the final manuscript.

## Article Information

DOI: 10.9734/JABB/2023/v26i3625

## Open Peer Review History:

This journal follows the Advanced Open Peer Review policy. Identity of the Reviewers, Editor(s) and additional Reviewers, peer review comments, different versions of the manuscript, comments of the editors, etc are available here: <https://www.sdiarticle5.com/review-history/96600>

Original Research Article

Received: 01/02/2023

Accepted: 13/02/2023

Published: 15/05/2023

## ABSTRACT

Analysis of stomach contents of *Synodontis obesus* (BOULENGER, 1898: SILURIFORMES, MOCHOKIDAE) in the Lower Cross River, Nigeria was carried out with standard methods to assess the food items and diet preference of the *S. obesus*. A total of 160 individuals of *S. obesus* (Mochokidae) were collected from October 2022 - January, 2023 at Akan Obio Uraun fishing port in Itu Local Government Area, Lower Cross River, Nigeria from local fishers and used for the study. Analysis of the fullness of stomach showed that 84.4% had food contents while 15.60% were empty stomachs. Samples with one quarter (25%) stomach fullness had the highest value of 28.13% while samples with 100% stomach fullness (18.75%) were more than those with half (50%) stomach

\*Corresponding author: E-mail: etitigwun@yahoo.com;

fullness (17.52%). Twelve food items were found in the digestive tubes of the species, indicating that the fish has a high level of food selectivity and rich nutrition regime. The percentage frequency of occurrence of the food items with respect to whole sample indicated that plants part accounted for 36.98 %, animal items 21.93%, and palm fruits 16.05%, detritus 9.49%, sand grains 7.30%, insect /insect appendages 6.80%, and unidentified items 1.45 %. The wider food spectrum exhibited by the species revealed trophic flexibility. Food items increased as the fish grows in size but declined at old age indicating transitional diet shift as the fish grows bigger. The fish species is omnivore, feeding on a wide variety of food items including detritus. The results of this study are useful in determining the relationships between food availability, diet favorite and growth of the species in freshwater ecosystem.

**Keywords:** *Synodontis obesus*; Lower Cross river; diet preference; stomach fullness; trophic flexibility.

## 1. INTRODUCTION

“The genus *Synodontis* is commonly known as the up-side down catfish and belongs to the family, Mochokidae. The species, *Synodontis obesus* has whisker-like organs on their head called barbels which relate to touch. It can also be identified by the colour of their skin, the skull bone and the number and length of the teeth and those structures also help it to gnaw at any hard plant tissues which form part of its rich diet” [1]. “The species is of great ecological and commercial importance in the inland waters of Nigeria and West Africa” [2-4]. Local fishermen consider the species as a nuisance because often it is entangled in their gill nets and very difficult to remove from the nets since it has long and serrated spines.

The diet of the fish is a subject of continued research. Various studies had been conducted on feeding regimes, food preferences, diet of the species [5-7]. “Studies of the food and feeding habit are useful in determining the population level since the number of individuals in the population depends on the amount of food available” [8]. “The gut content analysis gives information on seasonal and life history changes of the fish because the types and magnitude of food available as well as the season it occurs plays an important role in the life history of the fish” [8,9].

“Besides, food availability is one of the critical factors that influenced the survival of fish and it is the basis of the development of a successful capture and culture fisheries management” [10]. “Information on the feeding habits of fish will aid the study of intra-inter trophic relationships” [11]. “The quality of the available natural food influences the feeding habit of fish” [12]. “The adaptive significance of a broad trophic spectrum (high diet diversity) ensures a constant energy source. These facilitate adequate utilization of

available food resource and enable the fish to move easily from one source to another in response to natural pulses in their relative abundance” [13].

Investigating the feeding regime of commercial fish in the Lower Cross River may help to identify habitats or sites and season of higher fish abundance for successful commercial capture thus increasing catch per unit effort. Consequently, the study was conducted to analyze to assess the food items and diet preference of *Synodontis obesus*, Mochokidae in the lower Cross River South-Eastern, Nigeria. This would serve conservation purposes for the relevant fisheries agencies in putting appropriate measures in place for the conservation of fish species.

## 2. MATERIALS AND METHODS

### 2.1 Description of the Study Area

The lower Cross River at Akan Obio Uraun fishing port is located in Itu Local Government Area, Akwa Ibom State within the Niger Delta region, Nigeria (Fig. 1). It lies between latitude 5° 10'N and longitude 8° 03' E. It is bounded in the North by Cross River State, West by Ibiono Ibom Local Government Area, East by Uruan Local Government Area, and South by Uyo Local government Area. The lower Cross River has an area of 1500 km<sup>2</sup> of the tidal floodplains [14] as it empties into the Atlantic Ocean. The main channel of the river has a total surface area of 70,000 km<sup>2</sup> of which 50,000 km<sup>2</sup> is at the lower reaches. The lower Cross River is approximately 7 m deep and inundates an area of approximately 800 km<sup>2</sup> [15]. The floodplain contains numerous swamps, pools and lagoons which are often isolated from the main river, sometimes in dry season [16]. It is subjected to seasonal flooding between July and October [17]; with the wet (April – October) and dry (November – March) seasons.

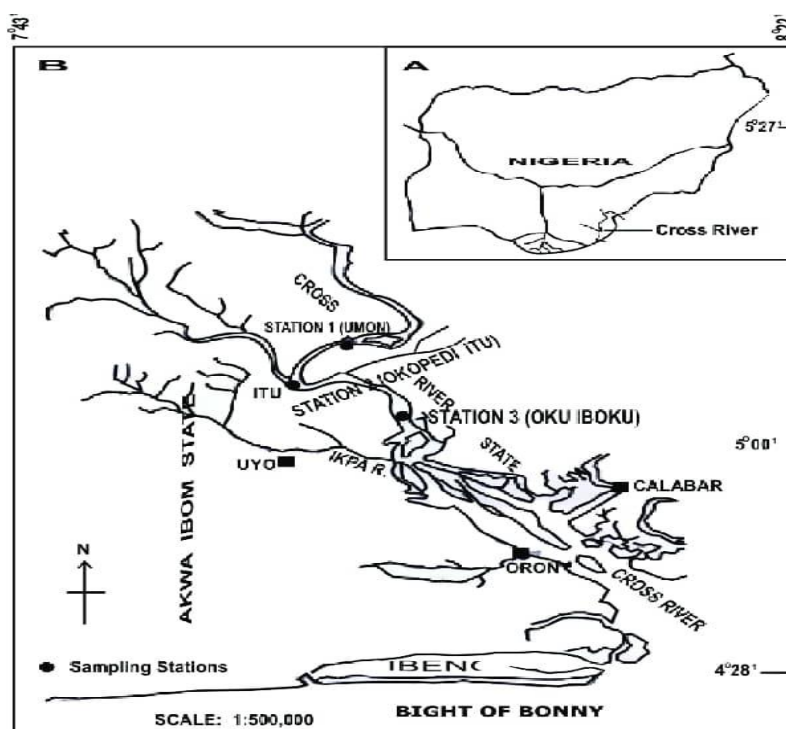


Fig. 1. Map of Lower Cross River showing the sampling stations

## 2.2 Climate

The lower Cross River shares the climatic conditions that prevail in the rain forest zone of southern Nigeria where the weather is permanently wet with an annual rainfall of up to 4000mm. The mean annual temperature for the area is about 27°C with mean maximum of approximately 30°C recorded in the month of January, with a narrow range of about 3°C. The narrow range is attributed to the nearness of the area of the sea, which tends to prevent extreme fluctuation of temperature. The main factor influencing the climate is movement of inter-tropical front which gives rise to two seasons, the wet and dry season. The wet season is characterized by high rainfall, relative humidity and heavy clouds from April to mid - November. The dry season during which harmattan occurs begins in mid-November and ends in March.

## 2.3 Collection to Fish Samples

The fishes were caught by the local fishers using wooden canoes and speed boats. The samples were collected bimonthly for the period of four months (October 2022- January 2023) from the local fishers using wooden canoes and speed boats. Fish samples were randomly collected from selected artisanal fishers' landings whose fishing gear were mainly gillnet (22-76

mm), stretched seine net (10-34 mm stretched mesh size) and traps. The samples were randomly gotten from the fishermen on early arrival at cheaper prices or most times bought from the market women around the landing sites.

## 2.4 Preservation and Measurement of the Samples

Fish samples collected were preserved in 10% formalin (formaldehyde) prior to laboratory examination in well labeled containers to reduce microbial digestion to the minimum (Ekpo, 2013c). The preserved samples were soaked in water prior to analysis to remove the formalin (formaldehyde). Laboratory gadgets were worn at all times. The samples were placed on a dissecting board to be examined.

The total length was taken by the measuring distance from the tip of the snout to the end of the caudal fin. The standard length was obtained by measuring the length of the fish from the tip of snout to the end of the caudal peduncle using a measuring board. The weights of samples after incubated in 10% formalin were measured with the use of a weighing balance. The balance room was prevented from excessive air while measuring the samples, in order to prevent air currents from disturbing the reading.

## 2.5 Stomach Content Analysis

The fish stomachs were exposed by cutting the body ventrally from the anal opening towards the head; this was done by the use of a small dissecting scissors. The stomachs of each specimen were then removed and preserved in a bottle containing 4% formalin for thereafter examination of the food items. Each stomach slit was assigned a number of points proportional to its degree of fullness thus, 0, 25, 50, 75, 100 points were scored, for (0) empty, 1/4 full, 1/2 full, 3/4 full and full distended stomachs respectively [18]. Later, the gut was removed from the bottle and placed on a filter paper to drain out the fluid, each stomach of the fish sampled were opened and the content were placed in a petri-dish and aggregates dispersed with a few drops of water prior to microscopic (X10, X40 and X100), and macroscopic (using the naked eyes) examinations.

The food materials were identified with the aid of keys provided by Needham and Needham [19], Mellanby [20] and Welcome [1]. The stomach contents were analyzed by frequency of occurrence method as described by Hynes [21]. Each food item was identified and number of stomachs in which each food occurred was counted and expressed as a percentage of stomach containing food. The method showed the proportion of individuals eating a particular food item in a species. The occurrence of each food item was expressed as a percentage of all stomach with food. That is,  $P = (b/a) \times 100$ , where, a = total number of fish examined with food in the stomach; b = Number of fish containing a particular food item; p = percentage of occurrence of each food item. The Gut Repletion Index (GRI) was calculated using the

formula according to Ekpo et al. [22]:  $GRI = (\text{number of non-empty guts}) / (\text{total number of specimens examined}) \times 100$

## 3. RESULTS

### 3.1 Numerical Abundance and Length Frequency Distribution of *Synodontis obesus*

A total of 160 individuals of *Synodontis obesus* (Mochokidae) were collected at Lower Cross River at Akan Obio Uraun fishing port in Itu Local Government Area, Akwa Ibom State, Nigeria from local fishers and analyzed for size composition and diet preference. Numerical abundance showed high size variability within months with a peak in January (Table 1). The maximum total length ( $L_{max}$ ) was 20.30 cm while the minimum total length was 6.50cmTL with a mean value of  $15.77 \pm 0.22$  cmTL. Total weight ranged from 7.60-239.69g with the mean value of  $102.81 \pm 3.56$ . The result revealed monthly biomass of (October, 4218.43g, November, 2499.78g, December, 4792.76g January, 4939.16g) and the total biomass of 16450.13g (16.45Kg).

### 3.2 Stomach Content Analysis

Categorization and levels of stomach fullness of *S. obesus* are presented in Table 2 and Fig. 2. Analysis of the fullness of stomach showed that 84.4 % had food contents while 15.60 % were empty stomachs. Samples with one quarter (25%) stomach fullness had the highest value of 28.13% while samples with 100% stomach fullness (18.75%) were more than those with half (50%) stomach fullness (17.52%).

**Table 1. Monthly size structures of *Synodontis obesus* (october, 2022 – january, 2023)**

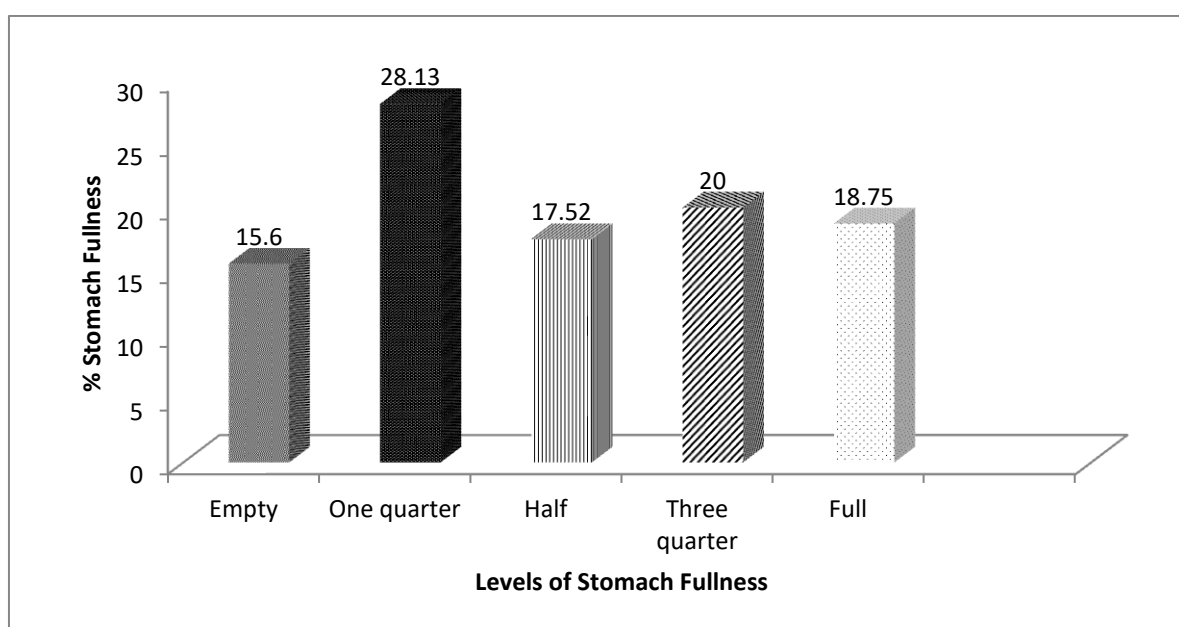
Parameters	October			November		
	N	Range	Mean±SR	N	Range	Mean±SR
Total length (cm)	40	9.80-20.30	16.1775±0.410	37	6.50-19.50	13.051±0.60
Total weight (g)		23.05-239.69	105.46±7.94		7.60-188.00	67.56±7.92
	December			January		
	N	Range	Mean±SD	N	Range	Mean±SD
Total length (cm)	41	13.80-20.00	16.80±0.22	42	13.80-20.00	15.77±0.224
Total weight (g)		73.60-193.20	116.89±4.84		73.60-193.20	117.59±4.81
Overall						
Total length (cm)	160	6.50-20.30	15.775±0.224			
Total weight (g)		7.60-239.69	102.813±3.56			
Total biomass (wet season)			16.45Kg			

*N* = Number of specimen, *SR* = standard error, *Range* (Minimum-Maximum values), *Total biomass* = 16.45Kg

**Table 2. Categorization of stomach fullness of *S. obesus***

Stomach fullness (%)	Oct		Nov		Dec		Jan		Overall	
	No. of samples	%	No. of samples	%	No. of samples	%	No. of samples	%	No. of samples	%
0 (empty)	13	32.5	3	8.10	5	12.20	4	9.52	25	15.60
25 (one quarter)	5	12.5	13	35.13	15	36.58	12	28.57	45	28.13
50 (half)	6	15.0	7	18.91	6	14.63	9	21.42	28	17.52
75(three quarter)	7	17.5	8	21.62	7	17.07	10	23.83	32	20.0
100 (full)	9	22.5	6	16.24	8	19.52	7	16.66	30	18.75
<b>Total</b>	<b>40</b>	<b>100</b>	<b>37</b>	<b>100</b>	<b>41</b>	<b>100</b>	<b>42</b>	<b>100</b>	<b>160</b>	<b>100</b>

Gut Repletion Index (GRI): (number of non-empty guts)/(total number of specimens examined) x 100 = 84.4%



**Fig. 2. Level of stomach fullness in *S. obesus***

### 3.3 Feeding Intensity

Frequency of occurrence of food items in the stomach of *S. obesus* from Lower Cross River are shown on Table 3. Twelve food items including detritus and un-identified food were found in the digestive tubes of the species, indicating that the fish has a high level of food selectivity and diet sensitivity. The percentage frequency of occurrence of the food items with respect to whole sample indicated that plants part accounted for 36.98 %, fish (animal items) 21.93%, palm fruits 16.05 %, detritus 9.49%, sand grains 7.30%, insect /insect appendages 6.80 %, and unidentified items 1.45 %. In all ,plants component was the highest food item, algae were the most preferred food items followed by fish (animal items), palm fruits, detritus, sand grains, and unidentified items (Table 3). Thus, the fish species, *S. obesus* are versatile omnivores feeding on a wide variety of food items including detritus. The percentage of

the stomach with food items was highest in December and January but lowest in October and November.

### 3.4 Percentage Frequency of Occurrence of the Food Items in *Synodontis obesus* in Respect to Size Composition

The frequency of occurrence of food items in stomachs of *S. obesus* in respect to size are summarized in Table 4, Fig. 3 and Fig. 4. Food items in the stomach of *S. obesus* increase with the size of fish. The percentage occurrence of food items in stomachs of the fish revealed 15.32% for (juvenile, 7.5-13.0cmTL), 31.63% for (sub-adult, 14-16cmTL), 40.87% for adult (16.2-18.0cmTL) and 13.13% for (old fish, 18.2-23.2cmTL). The active population (sub-adult and adult fish) consumed 72.5% of the food items found within the fish habitat. Plant items were the major food ingredients in

the diet of the fish and increased with increase in size. The sub-adult and adult fish (14-18 cm TL) were found to be predominantly planktotrophic. The results showed a progression from detritivorous diets in fish below 14 cm TL through a transitional planktivorous diets in fish class 14-16cm TL to a predominantly insectivorous diets in fish above 16 cm TL. Insects' diet progressed from juvenile to a peak in the adult class and declined as the size of fish increased with age. The food and feeding regime of the fish confirmed that species is an omnivore. Frequency of different food items in respect to size composition showed normal curve with food items increased as the fish grows in size but declined at old age indicating transitional diet shift as the fish grows bigger.

## 4. DISCUSSION

### 4.1 Feeding Behaviour of *Synodontis* Species

The results of this study revealed that the fish, *Synodontis obesus* feeds on a wide range of food items including macrophytes, all types of phytoplankton, palm fruits, detritus, insects (gastropods), bottom items (sand and stone), animal matter (fauna species) and the feeding behavior publicized the fish as versatile omnivores with encyclopedic diet disposition. Friel and Vigliotta [23] had earlier reported that the species are omnivorous fish feeding on a wide spectrum of different foods. The results of this study is similar to the findings of Edwine et al. [24] on *Synodontis* species from different African freshwaters that the species are omnivorous feeders and feed on a wide spectrum of food ranging from various types of plankton to invertebrates, plant parts and small fish or animal matter. The species exhibits opportunistic and resourceful feeding behaviour due to richness and abundance of food items in the study area. This flexibility in the choice of food items is a survival strategy of the fish to live successfully in adverse environmental condition. The high diversity of the food composition in the stomach of *S. obesus* indicates a wide adaptability to the available food items in the Lower Cross River. The observed results support the findings of Araoye, [25] in Ase Lake, Lalèyè et al., [4] in Ouémé River and Akombo et al., [26] in Lower Benue River, where the most frequent food items in the stomachs of *S. nigrita* and *S. schall* were plant materials and algae.

The presence of sand grains and stone in the stomachs indicates that these species cruise on benthic deposits in compliance with its unscrupulous feeding habits. Reed [27] had confirmed that *Synodontis* species are mainly bottom dwellers, feeding on mud, detritus and debris. The results of this study support the finding of Owolabi, [28] that similar species *S. membranaceus* fed on plant materials, plant seeds, insects, copepods, detritus, and gastropods. The food items in the stomachs of Mochokidae [29] suggest that they are euryphagous. Although a euryphagous fish are not necessarily omnivorous, they may be carnivorous fish feeding on a wide variety of other fishes. Wanyanga et al. [30] equally reported that the diet of *S. victoriae* primarily comprise of molluscs, crustaceans, insects, detritus and fish scales.

### 4.2 Percentage Frequency of Occurrence of the Food Items in *Synodontis obesus* in Respect to Size Composition

The percentage of occurrence of food substances varied with month, age and size class of the fish. This is similar to the report of Adeyemi [31]. Thus, time, season, age and size of fish are factors responsible to changes in the feeding habit of the fish. The results revealed 9.49% detritus in the stomach of the species. The presence of detritus in the stomachs indicated bottom feeding. This disagrees with observation by Bard et al. [32] in River Kaduna where the same species do not feed on detritus. The 7.30% of sand and stone in the stomach of the species also confirms bottom feeding behavior. The results also showed a progression from detritivorous diets in juvenile fish through a transitional planktivorous diets in sub-adult class to a predominantly insectivorous and carnivorous diets in adult fish. This implies that the fish are decomposers at juvenile stage, bottom grazers at sub-adult stage and benthopelagic organisms at adult level with preferences for aquatic insects, and animal matter (fry and fingerlings). Similar diet progression was reported by Olufemi, [33] on *S. membranaceus* from Jebba Lake in Nigeria, though with higher class range of juvenile and adult fish. The planktotrophic feeding pattern predominantly found within the sub-adult and adult fish is similar to the findings of Ajah et al. [34] who also found adults of *S. nigrita* from Cross River Estuary to be predominantly planktotrophic.

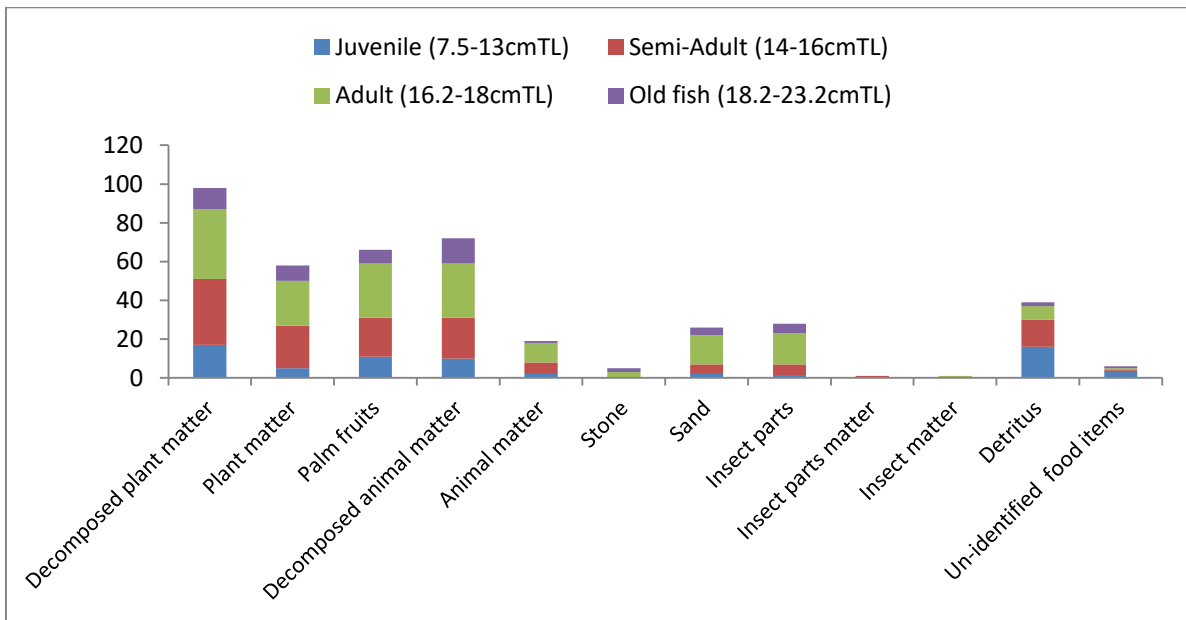
**Table 3. Frequency of occurrence of food items in the stomach of *S. obesus* from Lower Cross river**

SN	Food items	OCT a=27	NOV a=34	DEC a=36	JAN a=38	a- Total = 135	P= % occurrence of each food item
<b>Plants</b>							
1	Plant matter	b 10	7	21	20	58	14.11
2	Decomposed plant matter	b 20	25	29	20	94	22.87
							<b>36.98</b>
<b>Fruit items</b>							
3	Palm fruits	b 13	18	19	16	66	<b>16.05</b>
<b>Animal items (fish)</b>							
4	Decomposed animal matter	b 13	21	20	17	71	17.31
5	Animal matter	b 3	6	7	3	19	4.62
							<b>21.93</b>
<b>Bottom Items</b>							
6	Sand	b 3	3	9	10	25	6.08
7	Stone	b 1	-	3	1	5	1.22
							<b>7.30</b>
<b>Insects</b>							
8	Insect parts	b -	10	7	9	26	6.32
9	Insect parts matter	b -	1	-	-	1	0.24
10	Insect matter	b -	-	-	1	1	0.24
							<b>6.80</b>
<b>Other items</b>							
11	Detritus	b 3	10	13	13	39	9.49
12	Un-identified food	b 4	1	1	-	6	1.45
<b>b-Total</b>		70	102	129	110	411	100
<b>% occurrence of total food items</b>		17.03	24.82	31.38	26.77		

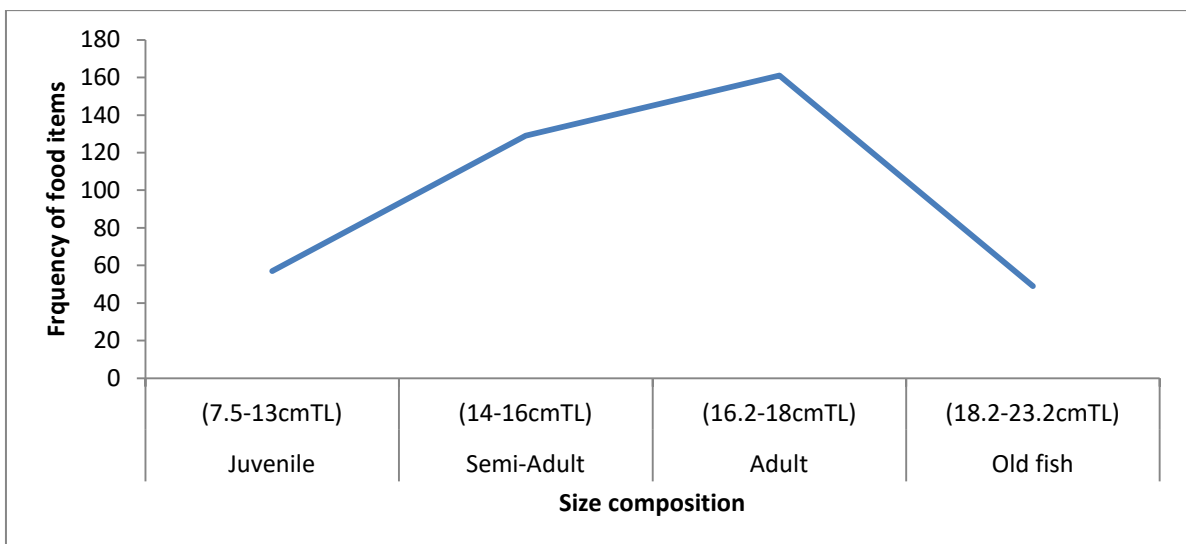
$P = (b/a) \times 100$ : P= % occurrence of each food item; b = number of fish containing a particular food item; a= total number of fish examined with food in the stomach

**Table 4. Percentage frequency of occurrence of the food items in *Synodontis obesus* in respect to size composition**

SN	Food items	Juvenile (7.5-13cmTL)	Sub-Adult (14-16cmTL)	Adult (16.2-18cmTL)	Old fish (18.2-23.2cmTL)	Overall %
<b>Plants</b>						
2	Plant matter	5	22	23	8	58
1	Decomposed plant matter	13	34	36	11	94
						<b>14.11</b>
<b>36.98</b>						
<b>Fruits</b>						
3	Palm fruits	11	20	28	7	66
<b>16.05</b>						
<b>Animal items (fish parts)</b>						
4	Decomposed animal matter	10	21	28	13	71
5	Animal matter	2	6	10	1	19
						<b>4.62</b>
<b>21.93</b>						
<b>Bottom items</b>						
7	Sand	2	5	15	4	25
6	Stone	-	-	3	2	5
						<b>1.22</b>
<b>7.30</b>						
<b>Insects</b>						
8	Insect parts	1	6	16	5	26
9	Insect parts matter	-	1	-	-	1
10	Insect matter	-	-	1	-	1
						<b>0.24</b>
<b>6.80</b>						
11	Detritus	16	14	7	2	39
12	Un-identified food items	3	1	1	1	6
						<b>1.45</b>
<b>b-Total</b>		63	130	168	54	411
<b>% occurrence of total food items</b>		15.32	31.63	40.87	13.13	



**Fig. 3. Percentage contribution of different food items consumed at different size classes of *S. obesus***



**Fig. 4. Frequency of different food items in respect to class size (cohorts)**

### 4.3 Importance of Food and Feeding Habits

“The study of feeding habit of fish species in their natural habitat has been shown to promote useful information on positioning of the fish in the food web [35], provide information about the niche of the particular fish in its ecosystem and contributes a better understanding of the trophic dynamics and food webs which is essential for appropriate fisheries management” [36]. “It also gives information on seasonal changes of fish

because the type and magnitude of food available as well as season of occurrence plays an important role in the history of the fish” [37]. “Therefore, the information about the feed habits of fishes is useful in defining predatory-prey relationship” [38]. “Food and feeding habits based on stomach content analysis, is widely used in fish biology as an important means of investigating trophic relationship in the aquatic communities [39,40] and in the creation of trophic models as a tool to understanding complex ecosystem” [41]. “The study of the food and



feeding habits of fish species is a subject of continuous research because it constitutes the basis for the development of a successful fisheries management programmed on fish capture and culture [42] and because the aquatic ecosystem is dynamic. The gut content is a reflection of the water quality, all other factors being constant" [7].

#### 4.4 Stomach Contents: (% food contents and empty stomach)

Analysis of the fullness of stomach showed that 84.4 % had food contents while 15.60 % were empty stomachs. The percentage of stomach fullness (> 80%) is similar to the findings of Adeyemi, [31] that revealed that the analysis of the fullness of the stomach of *Synodontis resupinatus* at Idah Area of River Niger, Kogi State, Nigeria showed that 89.6 % , while 10.3 % had empty stomach and also closer to the findings of Shinkafi, et al; [35] that the fullness of stomach of *Synodontis nigrita* in River Rima, Sokoto, Nigeria showed that 81.6% had food contents while 18.4% were empty stomachs. The presence of 15.60 % empty stomachs is within the range (10.3%- 18.4%) reported by Adeyemi, [31] and Shinkafi, et al; [35]. The presence of 15.60 % empty stomachs could be attributable to two behavioural factors: post-harvest digestion and multiple-dealing feeding habit.

#### 4.5 The Percentage Frequency of Occurrence of the Food Items

The percentage frequency of occurrence of the food items with respect to size and whole sample indicated that plants component was the highest food item, algae were the most preferred food items followed by fish (animal items), palm fruits, detritus, sand grains, and unidentified items. The wider food spectrum exhibited by the species revealed trophic flexibility. The wider food spectrum exhibited by the species revealed trophic flexibility. The switching from one category of food to another in response to fluctuation in their abundance ensures survival strategy in the midst of food scarcity. The deviation from feeding item to the next available food element reduces inter and intraspecific competition for food resources and encourage the sustainability of the population of the fish species in the Lower Cross River inland wetlands. The present information on wider range of food spectrum by the species is in unison with reports of heterogeneity in the trophic biology of the *Synodontis nigrita* in River Rima,

Sokoto, Nigeria [35] and *Synodontis resupinatus* at Idah Area of River Niger, Kogi State, Nigeria [31]. The feeding versatility of *Synodontis obesus*, Mochokidae enables this species to overcome food scarcity, habitat modifications and environmental perturbations. Thus, there is a compelling need to evolve adequate strategy for comprehensive conservation and wide-ranging sustainability of the rarely studied but commercially important species in the Lower Cross River, Nigeria.

## 5. CONCLUSION

Based on the findings of this study that revealed twelve food items including detritus in the digestive tubes of *Synodontis obesus* in the Lower Cross River, Nigeria with the percentage of stomach fullness greater than 80% and also based on the findings that the species showed a progression from detritivorous diets in juvenile fish through a transitional planktivorous diets in sub-adult class to a predominantly insectivorous and carnivorous diets in adult fish, this study concluded that the species are versatile omnivores with wide-ranging diet disposition. The species equally exhibits opportunistic and resourceful feeding habit due to richness and abundance of food items in the study area and exhibits transitional diet shift as the fish grows bigger. The wider food spectrum exhibited by the species revealed trophic flexibility. The fish are decomposers at juvenile stage, bottom grazers at sub-adult stage and benthopelagic organisms at adult level with preferences for aquatic insects, and animal matter (fry and fingerlings). Time, season, age and size of fish are factors responsible to changes in the feeding habit of the fish and these prevailing factors need to be monitored in order to conserve and sustain the species in the Lower Cross River, Nigeria.

## COMPETING INTERESTS

Authors have declared that no competing interests exist.

## REFERENCES

1. Welcome RL. Fisheries ecology of floodplain rivers. In: Longman, London. 1979:317.
2. Reed W, Burchark J, Hopson AJ, Jennes J, Yaro I. Fish and fisheries of Northern Nigeria. Gaskiya Corporation, Zaria, Northern-Nigeria. 1967:85-101.

3. Araoye PA, Fagade SO, Jeje CY. Age and growth study of *Syndontis schall* (Teleostei: Mochokidae) in the environment of Asa Dam, Ilorin, Nigeria. Nig. Journal of Pure and Applied Sciences. 2002;17:1235-1243.
4. Lalèyè P, Chikou A, Gnohssou P, Vandewalle JCP, Teugels G. Studies on the biology of two species of catfish *Synodontis schall* and *Synodontis nigrita* (Ostariophysi: Mochokidae) from the Ouémé River, Bénin. Belg J Zool; 2006;136(2):193-201.
5. Offem BO, Ayotunde EO, Ikpi GU. Dynamics in the reproductive biology of *Heterobranchus longifilis* Val, (Pisces: 1840) in the inland wetlands of Cross River. Nigerian Research of Fisheries Hydrology. 2008;3:22-31.
6. Adeyemi SO, Bankole NO, Adikwu IA, Akombu PM. Age, growth and mortality of some commercially important fish species in Gbedike Lake, Kogi State Nigeria. International Journal of Lakes and Rivers. 2009;2(1):63-69.
7. Ekpo IE, Essien Ibok MA, Nkwoji IN. Food and feeding habits and condition factor of fish species in Qua Iboe River Estuary, Akwa Ibom State, South Eastern Nigeria. International Journal of Fisheries and Aquatic Studies. 2014a;(2):38–46.
8. Okey I, Offem BO, Kenneth RI. Length-weight relationship, condition factor and gut content of *Chrosichthys furcatus* Gunther, 1864 (Bagridae) from Cross River at Ahaha. Fisheries and Aquatic Journal. 2017;8:228.
9. Ekpo IE, Essien-Ibok MA, Effiong EE. Biology of bigmouth sleeper, *Eleotris vittata* (Duméril, 1861) (Pisces: Eleotridae) in the lower Cross river, Nigeria. International Journal of Fisheries and Aquatic Studies. 2015;3(2):346-352.
10. Lanzanne L. Trophic relations of the fish in Lake Chad Basin. In: Lake Chad ecology and productivity of a shallow tropical ecosystem, Camouse JP, David JR, Leveque C, (Eds.). Boston: Dr W. Junk Publishers. 1983:489-518.
11. Baijot E, Moreau J. Biology and demographic status of the main fish species in the reservoirs of Burkina Faso. In: Hydrobiological aspect of fisheries in small reservoirs in the Sahel region. Baijot E, Moreau J, Bouda S. (Eds.), Wageningen, Netherlands: Technical Center for Agricultural and Rural Co-operation. 1997:79-110.
12. Oribhabor BJ, Aniekan E. Akpan, Gift S. David. The food and feeding habits of fishes of a coastal Nigeria River. Scientific Research Journal (SCIRJ). 2019;VII(IX).
13. King RP. Seasonal plasticity in faunal dietary status, diversity and foraging performance of *Ilisha africana* (Bloch, 1795) (Clupeidae) in Qua Iboe estuary, Nigeria. Cybium. 1993;17(4):287-298.
14. Ekpo IE, Udoh JP. Species richness and diversity of ichthyofaunal communities of the lower Cross River floodplain, Nigeria. Int. Res. J. Environment Sci. 2013;2(7):5-14.
15. Offem BO, Ayotunde EO, Ada FB. Trophic ecology, growth and population dynamics of *Synodontis clarias* (Pisces: Siluriformes: Mochokidae) (Lin: 1758) in the Cross River, Nigeria. J. Fish. Aqua. 2013;4(1):67-74.
16. Etim L. Seasonal variation in tissue weight and biochemical composition of *Egeria radiata* (Tellinacea: Donacidae) from Cross River, Nigeria. Trop. Ecol. 1993;34:2-12.
17. Etim L, Akpan ER. Seasonal variation of metal (Hg, Pb, As) in the body tissue of *Egeria radiata* (Lamarck) from Cross River, Nigeria. J. Afr. Zool. 1992;105:465-472.
18. Hyslop DJ. Stomach analysis – a review of methods and their application. J Fish Biol. 1980;(17):411-429.
19. Needham PR, Needham JG. A Guide to the study of freshwater biology. 5th Edition, Holden Day Incorporated, London; 1962.
20. Mellanby H. Animal life in freshwater: A guide to freshwater invertebrates. 6th ed. Chapman and Hall, London. 1975:323.
21. Hynes HBN. The food of fresh water sticklebacks (*Gasterosteus aculeatus* and *Pygosteus pungitius*) with review of methods used in studies of the food of fishes. J. Fish Bio. 1950;17:411- 429.
22. Ekpo IE, Udo MT, Odem EM. Trophic spectra and relationship of fish species assemblages in Qua Iboe River, Niger Delta Nigeria. Nigerian Journal of Fisheries. 2014b;11(1):656–697.
23. Friel JP, Vigliotta TR. *Synodontis acanthopera*, a new species from the Ogooue River system, gabon with comments on spiny ornamentation and sexual dimorphism in Mochokid Catfishes (Siluriformes: Mochokidae). Zootaxa. 2006;1125:45-56.

24. Edwine Y, Jacob I, Simon Agembe. Review of food and feeding habits of some *Synodontis* fishes in African freshwaters. *Oceanogr Fish Open Access J.* 2019;10(2):555781.
25. Araoye PA. The head-body weight and head-body length relationship of *Synodontis schall* (Bloch and Schneider, 1801) in Asa Dam Ilorin, Nigeria. In proceedings of the 19<sup>th</sup> Annual Conference. Fisheries Society of Nigeria (FISON), Ilorin, Nigeria, 29th November to 3rd December, 2004. Editor: Araoye PA. 2004:288-291.
26. Akombo PM, Akange ET, Adeyemi SO. Diversity and abundance of *Synodontis* (Cuvier, 1816) species in the Lower River Benue, Makurdi, Benue State, Nigeria. *International Journal of Fisheries and Aquatic Studies.* 2016;4(1):238-242.
27. Reed W. Fish and fisheries of Northern Nigeria. Northern Nigeria Government Publication, Kaduna, Nigeria; 1967.
28. Owolabi OD. The dietary habits of the upside down catfish, *Synodontis membranaceus* (Osteichthyes: Mochokidae) in Jebba Lake, Nigeria. *Rev. Biol. Trop.* 2008;56(2):931-936.
29. Essien-Ibok MA, Ekpo IE, Basse HE. Studies on the aspect of the biology of mochokidae in the lower Cross River, Akwa Ibom State, Nigeria. *Direct Research Journal of Agriculture and Food Science (DRJAFS).* 2015;3(11):193-205.
30. Wanyanga A, Yongo E, Mwangudza P. Diet of *Synodontis victoriae* (Mochokidae) from Kunya Beach Lake Victoria, Kenya. *International Journal of Fisheries and Aquatic Research.* 2016;1:11-15.
31. Adeyemi SO. Food and feeding habits of *Synodontis resupinatus* (Boulenger, 1904) at Idah Area of River Niger, Kogi state, Nigeria. *Animal Research International.* 2010;7(3):1281-1286.
32. Bard JP, de Kimpe J, Hazard J, Lemasson P, Lessent P. Handbook of Tropical fish biology. Center Technique Forestier Tropical France. 1976:83.
33. Olufemi DO. The influence of size, sex and season on the feeding regime of *Synodontis membranaceus* (Osteichthyes: Mochokidae) in Jebba Lake, Nigeria. *Pakistan Journal of Biological Sciences.* 2007;10(20):3644-3649.
34. Ajah PO, Georgewill MN, Ajah MO. The food and feeding habits of five freshwaters and brackish-water fish species in Nigeria. *African Journal of Aquatic Science.* 2006;31(2):313-318.
35. Shinkafi BA, Argungu LA, Akanbi HS. Food and feeding habits of catfish (*Synodontis nigrita*) (Cuvier and Valenciennes) in River Rima, Sokoto, Nigeria. *Nign. J. Basic Appl. Sci.* 2010;18(2):304-307.
36. Offem BO, Samsons YA, Omoniyi IT. Trophic ecology of commercially important fishes in the Cross River, Nigeria. *The J. Ani. Plant Sci.* 2009;19(1):37-44.
37. Akpan AW, Isangedighi AI. Dynamics in the length – weight relationship and condition index of three species of *Pseudotolithus* (Pisces: Sciaenidae) in three tropical river estuaries. *Liv. Sys. Sus. Dev.* 2005;5:33–43.
38. Sa-a P, Palomares ML, Pauly D. The food items table. In: *Fish Base 1997 CD-ROM*, ICLARM, Manila, Phillipines. 1997:34.
39. Ekwu AO. Impact of oil spill on the fecundity and gonadosomatic index of ichthyofauna species in the Cross River Coastal Waters. *Pollut. Res.* 2006;25(2):213-216.
40. Arendt MD, Adebisi AA, Lucy JA. Stomach content analysis of cobia, *Rachycentron canadum*, from lower Chesapeake Bay. *Fish. Bull.* 2001;99:665-670.
41. Lopez-Peralta RH, Arcila CAT. Diet composition of fish species from Southern continental shelf of Colombia. *Naga World Fish Cont. Quart.* 2002;25:23-29.
42. Oronsaye CG, Nakpodia FA. A comparative study of the food and feeding habits of *Chrysichthys nigrodigitatus* and *Brycinus nurse* in a tropical river. *Pak J Sci Ind Res.* 2005;(48):118-121.

© 2023 Ukpatu and Asuquo; This is an Open Access article distributed under the terms of the Creative Commons Attribution License (<http://creativecommons.org/licenses/by/4.0>), which permits unrestricted use, distribution, and reproduction in any medium, provided the original work is properly cited.

Peer-review history:  
The peer review history for this paper can be accessed here:  
<https://www.sdiarticle5.com/review-history/96600>